

# Crime and Violence Overview

**Scrutiny Panel March 2024**

**Overall crime in Haringey has experienced a 6% reduction year on year, as of January 2025.**

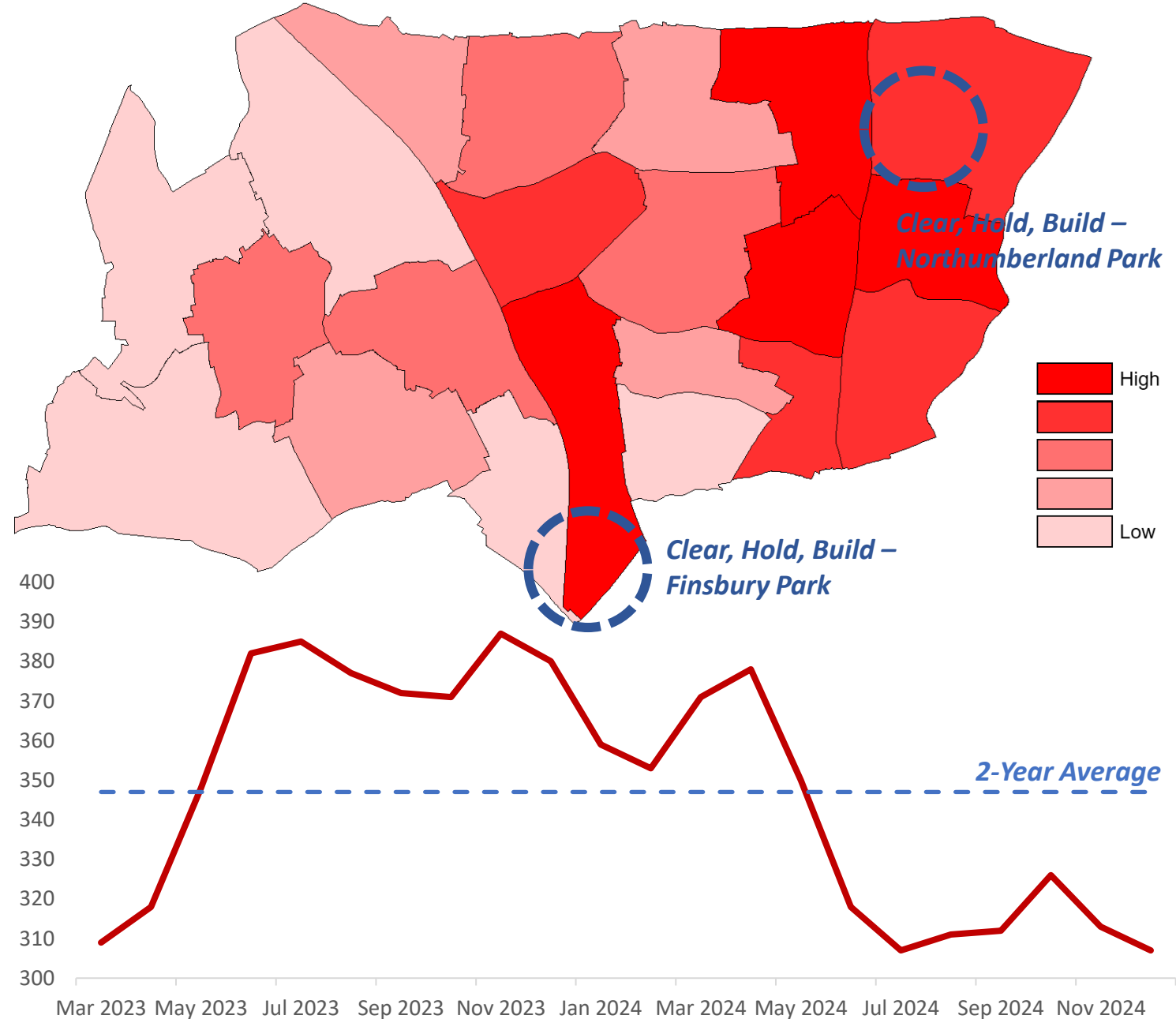
- Reductions have been noted in a number of key crime types, including knife crime, robbery and violence with injury.
- The 'Clear-Hold-Build' initiative is currently running in Northumberland Park and in Finsbury Park (tri-borough Clear-Hold-Build area).
- In the past year, reductions in most key crime types have been noted in Northumberland Park.
- Finsbury Park has experienced an increase in some crime measures, notably youth violence and knife crime.
- The borough-wide PSPO was agreed upon at the Cabinet meeting on 10 December 2024. This decision builds on the success of the borough's existing PSPOs in addressing anti-social behaviour (ASB) and reflects extensive consultation with residents and stakeholders.
- Haringey has a ten-year young people at risk strategy that sets out our long term approach to reducing youth violence in the borough.
- We are now in the second half of the life cycle of the Strategy and one year into the second Action Plan which has now developed into 20 priorities for action captured across five outcome areas: Communities; Families; Mental Health; High Achievement and Opportunity (Education, Employment and Training); Reduction in Serious Youth Violence

# Crime Performance Overview to January 2025

	Haringey		North Area BCU	London
	Offences Current R12	12-Month Change	12-Month Change	12-Month Change
Total Notifiable Offences (TNO)	28,163	-6%	-3%	2%
Burglary (Residential)	1,210	-6%	-7%	-8%
Violence with Injury (Domestic)	637	-20%	-21%	-15%
Violence with Injury (Non-Domestic)	1,498	-17%	-19%	-16%
Robbery of Personal Property	1,089	-23%	-15%	-6%
Knife Crime Offences	681	-2%	3%	7%
Youth Violence	307	-19%	-9%	-5%
Total Gun Crime	85	5%	25%	30%
Lethal-Barrelled Firearm Discharges	11	-15%	20%	-8%

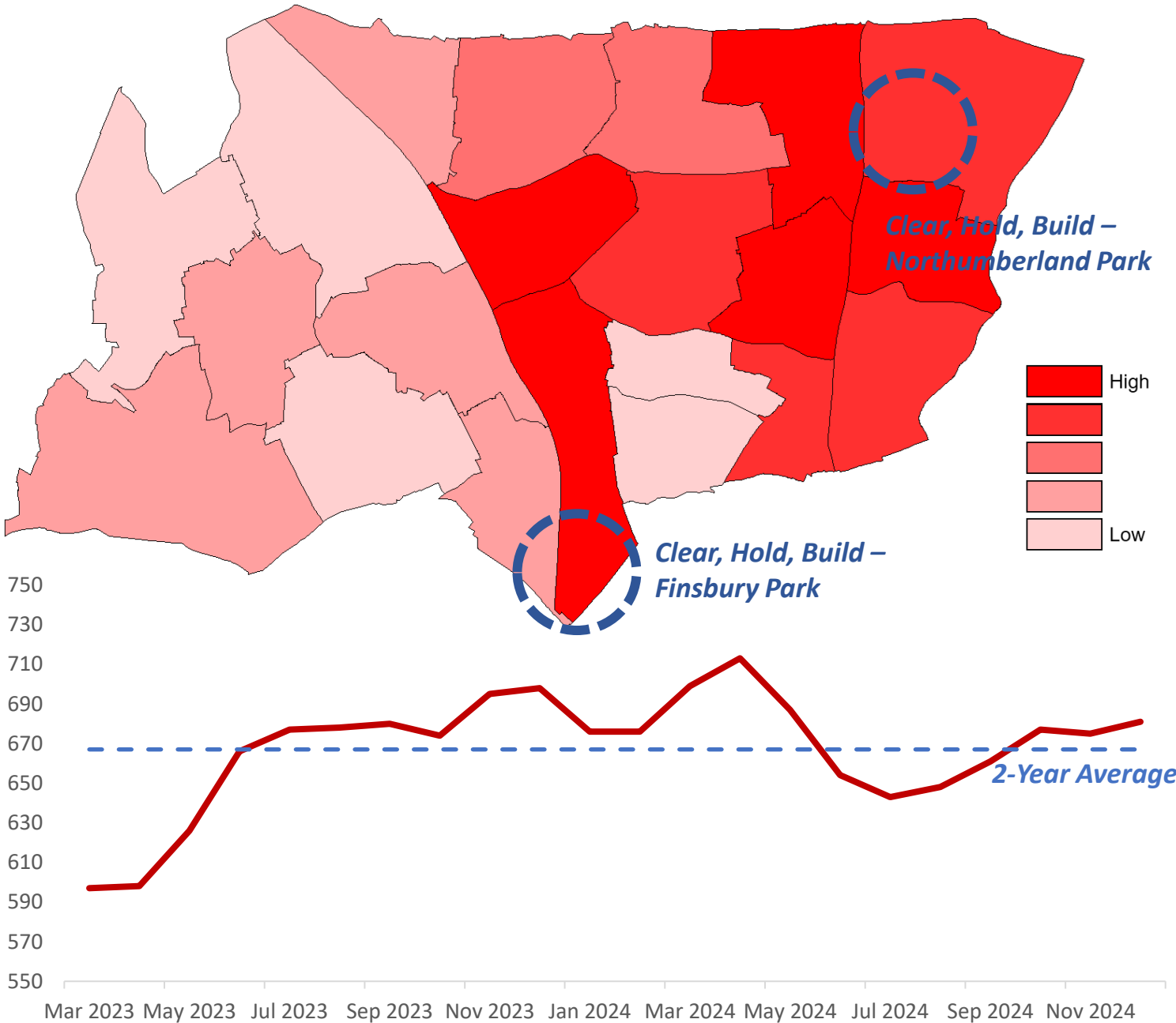
## Haringey Ward Youth Violence – 12-Months to Jan 2025

Ward	2023	2024	Change
Tottenham Hale	52	31	-40%
Tottenham Central	28	28	0%
Bruce Castle	18	27	50%
<b>Harringay</b>	<b>20</b>	<b>27</b>	<b>35%</b>
Noel Park	38	23	-39%
South Tottenham	30	21	-30%
<b>Northumberland Park</b>	<b>22</b>	<b>19</b>	<b>-14%</b>
Seven Sisters	18	18	0%
Woodside	14	15	7%
West Green	20	14	-30%
Hornsey	12	13	8%
Muswell Hill	13	11	-15%
Crouch End	4	9	125%
St Ann's	3	9	200%
White Hart Lane	11	9	-18%
Bounds Green	7	8	14%
Alexandra Park	43	6	-86%
Hermitage & Gardens	5	6	20%
Stroud Green	7	6	-14%
Fortis Green	5	3	-40%
Highgate	10	3	-70%
<b>Haringey Total*</b>	<b>380</b>	<b>307</b>	<b>-19%</b>



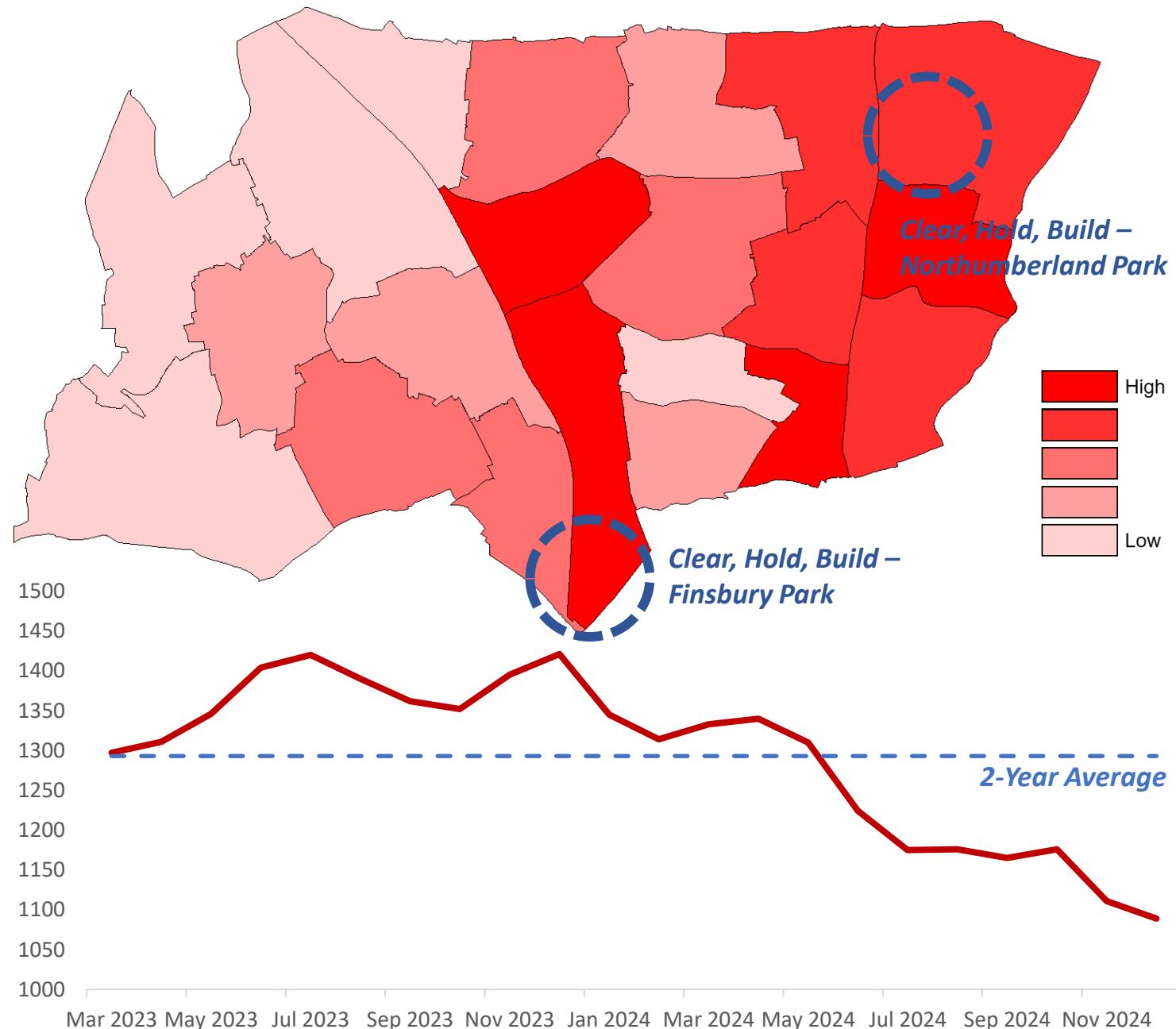
## Haringey Ward Knife Crime – 12-Months to Jan 2025

Ward	2023	2024	Change
Tottenham Hale	73	62	-15%
Bruce Castle	41	57	39%
<b>Harringay</b>	<b>43</b>	<b>55</b>	<b>28%</b>
Noel Park	58	54	-7%
Tottenham Central	52	48	-8%
<b>Northumberland Park</b>	<b>54</b>	<b>46</b>	<b>-15%</b>
Seven Sisters	42	46	10%
South Tottenham	62	44	-29%
West Green	39	34	-13%
Woodside	27	32	19%
White Hart Lane	33	30	-9%
Bounds Green	10	21	110%
Stroud Green	18	21	17%
Hornsey	25	20	-20%
Highgate	15	19	27%
St Anns	9	19	111%
Muswell Hill	17	17	0%
Hermitage & Gardens	19	16	-16%
Crouch End	8	15	88%
Alexandra Park	47	8	-83%
Fortis Green	6	5	-17%
<b>Haringey Total*</b>	<b>698</b>	<b>681</b>	<b>-2%</b>



## Haringey Ward Robbery – 12-Months to Jan 2025

Ward	2023	2024	Change
Tottenham Hale	134	111	-17%
Noel Park	154	93	-40%
Seven Sisters	84	84	0%
<b>Harringay</b>	<b>72</b>	<b>76</b>	<b>6%</b>
Bruce Castle	85	75	-12%
Tottenham Central	82	72	-12%
<b>Northumberland Park</b>	<b>75</b>	<b>72</b>	<b>-4%</b>
South Tottenham	112	70	-38%
West Green	82	51	-38%
Woodside	63	45	-29%
Stroud Green	78	44	-44%
Crouch End	18	36	100%
Hornsey	35	33	-6%
St Anns	26	31	19%
White Hart Lane	55	29	-47%
Muswell Hill	55	29	-47%
Hermitage & Gardens	45	27	-40%
Highgate	34	21	-38%
Bounds Green	25	20	-20%
Alexandra Park	84	17	-80%
Fortis Green	23	15	-35%
<b>Haringey Total*</b>	<b>1,421</b>	<b>1,089</b>	<b>-23%</b>



# Clear Hold Build – Northumberland Park

Operation Pisces is the 'clear' phase of the Clear Hold Build project in Northumberland Park and Edmonton and began on the 1<sup>st</sup> June 2024. Serious and organised crime threats exist around drugs, gang violence and sex work.

To date there have been a total of 424 arrests which includes, 8 for firearms offences, 13 for burglary, 9 for robbery, 7 for sexual offences, 123 for drugs offences and a total of 67 for knife or weapons offences

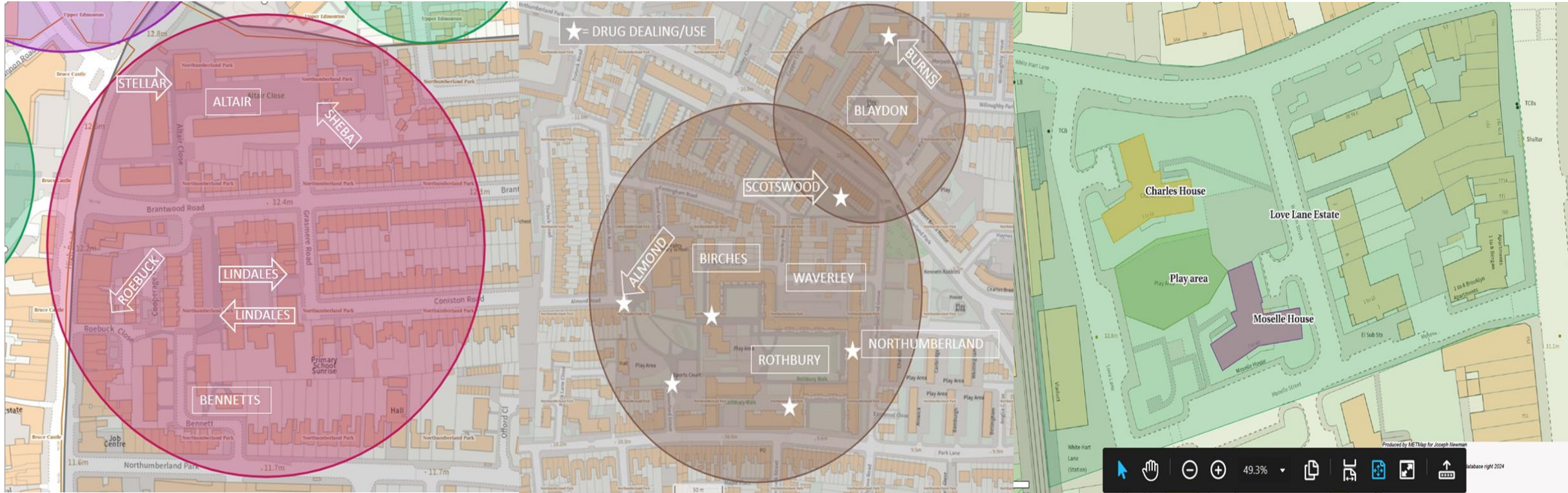
There is a downward trend in total crime after the start of Op Pisces in NA BCU. The total number of crimes in December 2024 (4283) has only been lower during the COVID period in the last 5 years. The December total is 706 crimes lower than the May 2024 total when Op Pisces started.

As we move towards the end of Op Pisces (planned for the end of March) we will then end the 'Clear' phase and officially move into the 'Hold' phase, where we work far more collaboratively with partners to prevent crime returning to the area.



# Clear Hold Build

Three main areas through crime analysis that have been identified through the MPS & partners namely:





# Clear Hold Build

Day of action 29th January -The aim was to target efforts in the three sites specified, deal with long standing issues, clean up the area and gather intelligence that all partners can work on to help reduce crime and ASB in the area, as well as engagement with community.

The following departments attended across the 3 sites in Northumberland Park:

- Two engagement stalls (one at Rothbury Walk and One at Love Lane)
- Visible MPS presence 0800 hours to 2200 to deal with crimes and ASB. Officers conducted weapon sweeps and visit identified problem locations
- Focus on ASB supporting partner agencies
- Support at both engagement stalls for residents and community – co-locating with other services
- Housing Management Engagement Team, Haringey Council ASB team, Haringey CCTV – estate watch, LBH Housing Estates & Neighbourhoods, Tenancy Management, ASB & Enforcement, Bubic, Waste Team

# Clear Hold Build – 29th January Outcomes

- **Policing outcomes**
- 4 arrests made;
- x1 person possession of an offensive weapon on a trading standards visit (samurai sword & pick axe handle) behind the counter.
- x2 persons wanted for an outstanding robbery, found in an address of a cuckooed a vulnerable male we visited.
- X1 arrested for being wanted for theft on a proactive stop in the street.
- X7 significant intelligence reports as a direct results of joint home visits in the area.
- Off the back of this information police have used the intelligence to secure a search warrant for an address which was executed yesterday, and one male was arrested for possession with intent to supply class A drugs. Direct result from visits with housing.
- X9 weapon sweeps – no weapons recovered which is a positive sign.
- X1 positive Stop & search for drugs.
- X1 ASB warning.
- 70 Closure order consultation letters posted at Love lane Estate.
- **Trading standards outcomes;**
- 7 venues visited.
- 3 premises further action required;
- One arrest at one (spoken about earlier).
- One referred for breach of licence conditions.
- £3600 worth of illicit vapes were seized at the other.

# Clear Hold Build – 29th January cont.

- **Trading standards outcomes;**
- 7 venues visited.
- 3 premises further action required;
- One arrest at one (spoken about earlier).
- One referred for breach of licence conditions.
- £3600 worth of illicit vapes were seized at the other.
- **Tenancy Management outcomes;**
- Happy with action and reported a reduction in ASB from tenants feedback. Many addresses visited and as stated earlier a lot of intel we would not have ordinarily received.
- Problem addresses visited with police to warn high ASB addresses.
- **ASB & enforcement outcomes;**
- Potentially squatted addresses identified by the team and follow up joint visits arranged to secure properties working with police and housing partners.
- Designing out crime areas assessed for follow up.
- Are working on ensure there is a presence operating from NRC on a regular basis. This will include Council services such as housing, ASB, noise & nuisance, outreach, benefits and more. The aim is to have a fully operationally and thriving HUB where partners can also attend.

# Clear Hold Build – 29th January cont.

- **Prostitution**

- We continue to see prostitution and sex-working in and around NPK/Edmonton corridor, which has been a long-standing issue. The MPS have noted an escalation since Op Boxter is no longer operating, with sex-work taking place along Fore Street onto outside Stellar House and along the corridor High Road/Sainsburys and past the stadium towards as far as Holcombe Market
- Public Health commissions SHOC (Sex-worker outreach) to operate outreach services in the area to support sex-workers and to refer them in to support services. The MPS are also carrying out various covert and overt operations in the area to identify users/offenders, as well as ANPR related work to identify suspicious vehicles.

- **Anti-Social Behaviour**

- Northumberland Park remains as one of the highest volume ASB wards in the borough, currently 3<sup>rd</sup> highest.
- The most common ASB types in NPK include drug related disorder, begging/vagrancy related ASB, littering and noise nuisance, as well as general rowdy/inconsiderate behaviour.
- ASB tends to be clustered around the High Road and busy, high footfall areas, as well as residential areas (which have more neighbour dispute/noise type ASB reports).

# Clear Hold Build – Finsbury Park Outcomes

A coalition of local authorities, police and partner organisations have worked together for over a year to significantly reduce violent crime, robbery and burglary in the Finsbury park area.

Love Finsbury Park was launched on 6 December 2023 as a partnership between the Metropolitan Police, British Transport Police, three local authorities and other organisations determined to work together and make the area safer.

In the project's first year, violent crime, robbery and burglary have significantly reduced in the Finsbury Park area, including:

- 32% reduction in Robbery

- 21% reduction in Violence with Injury.

- 16% reduction in non-residential burglary; and

- 4% reduction in residential burglary.

During the year, officers from the Met and British Transport Police made over 600 arrests as the number of police patrols in the area was significantly increased. Local authority 'Parkguard' staff also supported with patrols in Finsbury Park itself.

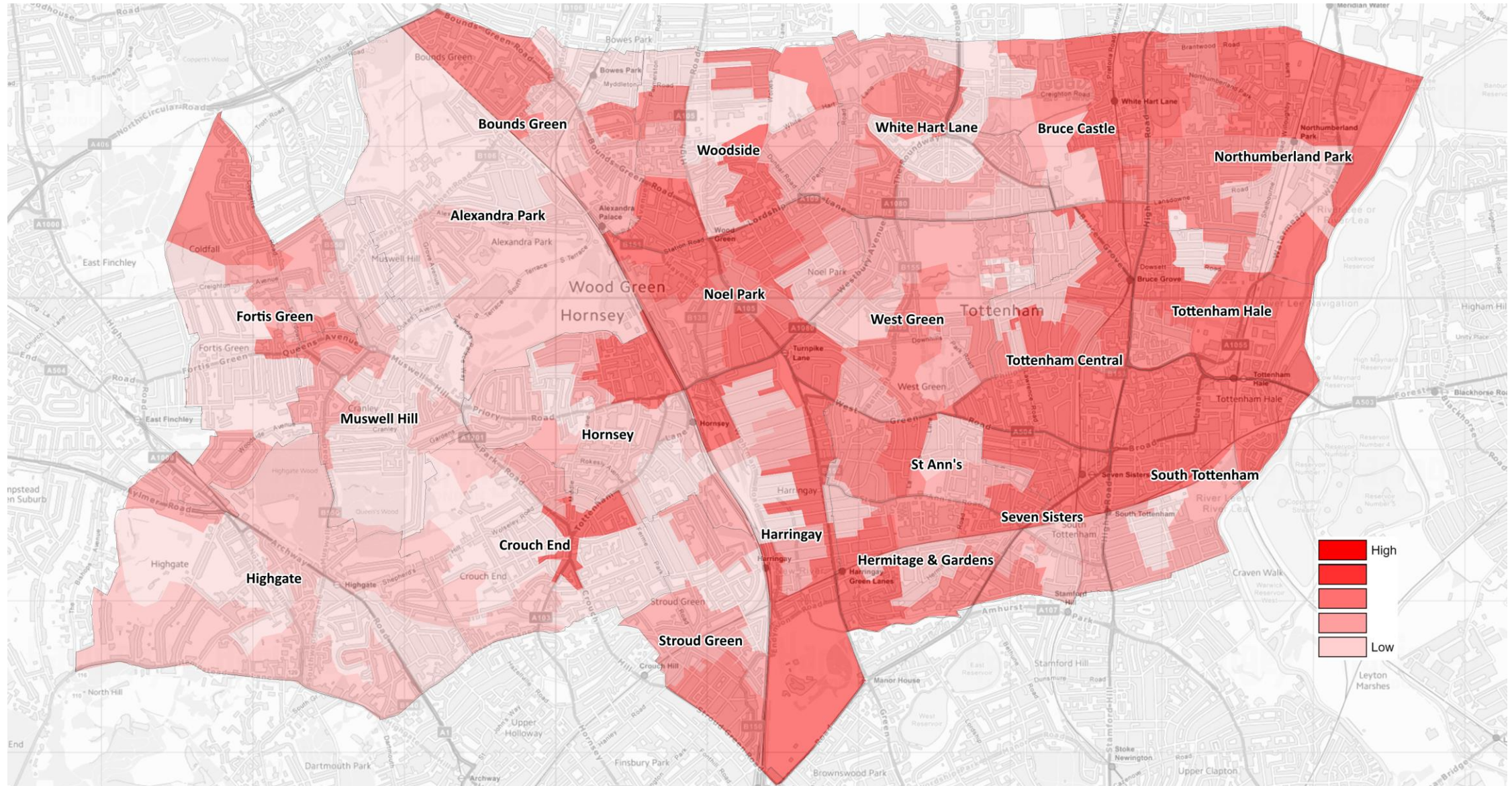
Police officers have seized a significant number of weapons, stolen phones and drugs, as well as locating individuals in the area who were wanted on warrant for previous offences.

## ASB Summary

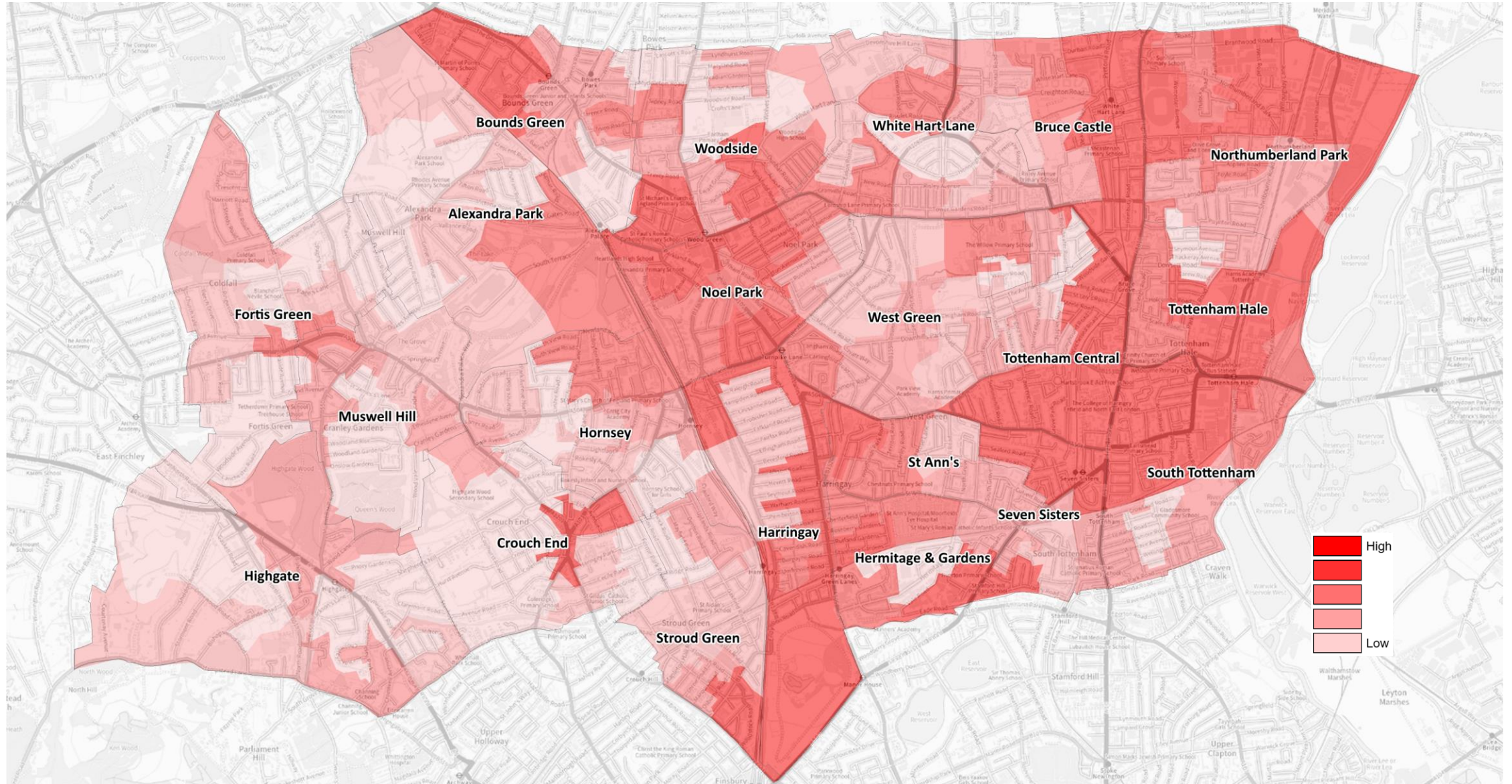
**Approximately 9,000 ASB incidents were recorded in Haringey during 2024, a 10% reduction compared to the previous 12-months.**

- Haringey has the 13<sup>th</sup> highest volume of ASB in London.
- The highest volume ASB wards are: Bruce Castle, Tottenham Central and Northumberland Park
- The most common ASB types in Haringey are:
  - Rowdy / Inconsiderate Behaviour, Rowdy / Nuisance Neighbours, ASB Nuisance, Noise and Vehicle Nuisance.
- Haringey tends to experience higher levels of ASB in summer months, as compared to during the winter.









- Phone thefts/snatches are a significant challenge for all London boroughs. Through the **Partnership Problem Solving Group (PPSG)**; **monthly Precision Crime Fighting Forum (PCFF)** and **North Area Violence Reduction Group (NAVRG)** we work in partnership with the police and other key partners to identify priority crime hotspots in Haringey and work collaboratively to reduce and mitigate the impact of mobile phone snatches on our communities.
- Over the years we have seen some significant success in reducing phone snatches (most notably Tottenham Hale), however we are noting recent increases in some locations in the borough relating to this type of offending.
- To counter this, we are working with the police to support their look up, look out campaign: (<https://www.met.police.uk/police-forces/metropolitan-police/areas/campaigns/2020/look-up-look-out/>)
- This provides for pavement stencilling outside of tube stations, bus stops etc and is designed to encourage people to keep their phones out of sight.
- The MPS announced in early Feb 2025 that they are cracking down on recent national increases in mobile phone thefts/snatches: [https://news.met.police.uk/news/met-seizes-one-thousand-stolen-phones-in-a-week-](https://news.met.police.uk/news/met-seizes-one-thousand-stolen-phones-in-a-week-493558)

# Public spaces Protection Order - (PSPO)

## Background

The borough-wide PSPO was agreed upon at the Cabinet meeting on 10 December 2024. This decision builds on the success of the borough's existing PSPOs in addressing anti-social behaviour (ASB) and reflects extensive consultation with residents and stakeholders.

Implementation date May 2025.

# Purpose of the Borough wide PSPO

The borough-wide PSPO extends measures that have proven effective in 11 pre-existing PSPO areas to cover the entirety of Haringey.

It is designed to tackle specific behaviours that negatively impact public spaces, including alcohol-related ASB, public urination, defecation, and other nuisance activities.

The PSPO ensures consistent enforcement across the borough and mitigates the risk of ASB displacement both within Haringey and from neighbouring boroughs with borough-wide PSPOs.



# Co-design Consultation

- In January 2024 we undertook a co-design consultation. Residents and other stake holder were asked whether they were in favour of a borough-wide alcohol control PSPO. In addition, residents and stakeholders were asked if they agreed or disagreed with a number of other detrimental activities also being prohibited through a PSPO.
- The co-design process and indications from stake holders and partners confirmed support for widening the PSPO provisions within the borough in respect of alcohol control and other detrimental activities.
- The consultation responses assisted us in determining which restrictions should be proposed for a borough-wide PSPO and which were more suitable for specific areas within the borough e.g. Parks



# PSPO Key Prohibitions - Summary

**Prohibition 1** - Consuming intoxicating liquor (alcohol) in a public place and acting in a manner that is causing or is likely to cause alarm, harassment or distress, commits an offence.

# PSPPO Key Prohibitions - Summary

## Prohibition 2

This relates to the offence of fouling of land by dogs. The public health implications of dog fouling are well documented.

Exemptions: This prohibition is not to be enforced against

- A person who is registered as a blind person in a register compiled under section 29 of the National Assistance Act 1948; or
- a person with a disability that affects their mobility, manual dexterity, physical coordination, ability to lift, carry or otherwise move everyday objects, who are in charge of an assistance dog trained by a relevant charity.

# PSPPO Key Prohibitions - Summary

## Prohibition 3

Any person who urinates in a public space, in the restricted area, without reasonable excuse, commits an offence.

Exemptions: This prohibition is not to be enforced against

- A person who is verified street homeless and/or
- Any person who has a mental or physical condition, which would prevent them from being able to adhere to this restriction

# Public spaces Protection Order

## Prohibition 4

Any person who defecates in a public space, in the restricted area, without reasonable excuse, commits an offence.

**Exemptions:** This prohibition is not to be enforced against

- A person who is verified street homeless and/or
- Any person who has a mental or physical condition, which would prevent them from being able to adhere to this restriction

# Public spaces Protection Order

## Prohibition 5

Any person who rides a bicycle, moped, e-scooter or e-bike on pavements or footpaths, in the restricted area, in a dangerous or reckless manner, that is likely to cause obstruction, alarm, distress or annoyance to members of the public or cause criminal damage by their use, commits an offence.

**Exemptions:** This prohibition is not to be enforced against

- Any electrically powered scooter designed for people with restricted mobility, including those who are elderly or disabled person
- Children
- Discretion will be used if cyclists lack confidence to ride on the road or are intimidated by traffic

# Public spaces Protection Order

## Prohibition 6

Any person who lights a firework in any public space in the restricted area commits an offence unless that person or organisation, has a licence or appropriate authorisation, from Haringey Council permitting this to happen in that location.



# Success of existing PSPOs

Haringey had 11 PSPOs in place, addressing alcohol-related ASB and other issues in specific areas.

Due to the niche nature of some PSPOs (e.g., individual roads), proxy zones were used to assess overall trends.

Analysis of four proxy zones—Noel Park, Northumberland Park, Seven Sisters, and Tottenham Green—demonstrates:

- **27% reduction in alcohol-related ASB incidents (2023–2024).**
- **6% increase in non-PSPO areas**, highlighting the effectiveness of PSPO enforcement and the need for broader coverage.

# Young People at Risk Strategy (YPAR)

Haringey has a ten-year young people at risk strategy [Young People at Risk Strategy](#) that set out our long term approach to reducing youth violence in the borough.

We are now in the second half of the life cycle of the Strategy and one year into the second Action Plan [Young People at Risk Action Plan 2023-2026](#) which has now developed into 20 priorities for action captured across five outcome areas:

- Communities
- Families
- Mental Health
- High Achievement and Opportunity (Education, Employment and Training)
- Reduction in Serious Youth Violence

The Young People at Risk Partnership Network (YPAR) is made up of a range of partners who have a key role and remit in working together to protect children and young people from serious youth violence.

This [Young People at Risk Annual Impact Report 2023-2024](#) evidences the impact of the first year of the YPAR action plan.

# YPAR: Summary of key impact measures

**Key Indicator 1: % of secondary school pupils who rate their safety as 'good' or 'very good' when going out after dark 29% (30% in 2023).**



**Key Indicator 2: % of secondary school pupils who rate their safety as 'good' or 'very good' when going out during the day 66% (71% in 2023).**



**Key Indicator 3: % of secondary school pupils responding that they worry about the following 'quite' or 'very' often for: Gangs 27% (28% in 2023) Crime 28% (27% in 2023) Knives/guns 27% (26% in 2023).**



**Key Indicator 4: The number of families where 'child criminal exploitation' was identified within the Child & Family Wellbeing Assessment as part of their Early Help intervention decreased from 38 (2022) to 7 (2023).**



**Key Indicator 10: The number of permanent exclusions decreased from 22 in 2018/19 to 6 in 2021/22.**









**Key Indicator 11: The suspension rate in Haringey in 2021/22 was 4.96, lower than the national rate of 6.91.**



**Key Indicator 14: The number of Teen Violence victims was 36% lower in October 2023 compared with pre-Strategy but has been static since figures declined during the pandemic. Since 2022, Haringey has recorded a lower volume of Teen Violence victims as compared to our similar boroughs group.**



# YPAR: Summary of key impact measures

Key Indicator 15: Number of recorded incidents of Robbery of Personal Property While still lower than 2019, Robbery of Personal Property has been steadily climbing since 2021. Robbery has been a longstanding challenge for Haringey, with rates in the borough generally being some of the highest in London.	
Key Indicator 16: Number of recorded incidents of Knife Crime. Knife crime has been steadily climbing since its trough in 2021. Knife crime and robbery are closely linked and tend to demonstrate a similar long term trend.	
Key Indicator 17: Number of recorded Knife Injury Victims Under-25 (non-domestic). The number of knife injury victims aged under 25 (non-domestic) has been increasing since its trough in 2022.	
Key Indicator 18: Number of first-time entrants into the Youth Justice System. Since the start of the strategy, the number of first-time entrants into the youth justice system in Haringey has reduced by 24% but has been climbing steadily again since summer 2021 up until March 2024.	
Key Indicator 19: Rate of young people sentenced to custody, in the last three years the rate of Haringey young people sentenced to custody has more than halved. Haringey has seen a dramatic fall in the rate of young people sentenced to custody to align with boroughs with a similar profile	
Key Indicator 20: Percentage of young people that re-offend after one year of the original conviction or disposal 31% of young people in Haringey in the youth justice system re-offend after one year of the original conviction or disposal. This statistic shows that re-offending is now far lower than the peak of 50% in 2018 (before the launch of the strategy).	

# Young People at Risk Strategy (YPAR)

The key plans for 2025-26 are:

